

Factory Add: Fumin Technopark B,
Wen Tang Heng Ling Industrial, East
City,Dongguan,Guangdong
Province,China.

Tel: 0086-769-2332-0862
Fax: 0086-(0)769-2203-6052
E-mail: mf@mingfeng-lighting.com
www.mingfeng-lighting.com



Feature:

1. Heat dissipation design : adopt high thermal conductivity aluminum shell and excellent heat conducting aluminum PCB board to improve the heat effectively, to achieve low temperature, reduce Lumens depreciation and keep long life span about 30,000-50,000 hrs.
2. LED Chips: With super bright SMD leds, High efficiency, energy saving, environmental protection, under the same condition, led tubes could save 70% energy and electric cost than the traditional tubes.
High CRI: 98% visible light, CRI >80% make the color of lighted objects much closer to natural color. And the traditional tube has only 30% visible light.
3. Driver Design: stably driver, constant-current, PFC circuit, EMC circuit design, the driver with CE, RoHS certification.
4. Others: Adopt aluminum frame, no tube deformation resulted from long time hanging, more safety. With special PC cover and aluminum shell material convenient to transport, difficult break up and anti-vibration.

Model: MF-T8120




OVERALL LAMP PARAMETERS	Input Voltage	AC100-265V
	Input Power	18W
	Power Factor	PF ≥0.93
	Luminous Flux(lm)	2160lm±10%
	CRI	≥ 80
	Beam Angle	120°
Internal LED DRIVER	Input Voltage	AC100-265V
	PF	≥0.93
LED	LED Brand	Epistar
	Efficency	120LM/W
	Color Temperature	Warm White(2700-3500K), Pure White(4000-4500K), Cold White(5500-6000K)
LIFESPAN & ENVIRONMENT	Lifespan	>50000Hrs.
	Warranty	2 Years
	IP Rating	IP20
	Operating Temperature	-20℃—+60℃
	Size(mm)	Φ26*L1200mm

OTHERS

Packing Size

25pcs/Carton
Carton Size:155.5*18.5*18.5cm
N.W:20KG , G.W:21kg

Part Photos:



1. Top quality Alumir

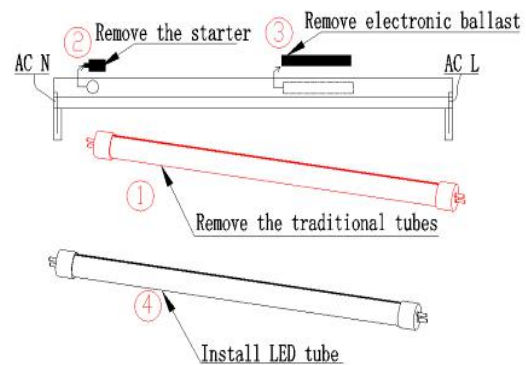
2. Super bright SMD LEDs

3. High stably driver

4. High heat dissipation aluminum shell + PC cover

Installation Instructions:

- 1) Turn off the electric power firstly, and then take down the tradition fluorescent tube
- 2) No starter or ballast needed, cut off or directly take off the ballast and starter from the tradition fluorescent tube fixture.
- 3) Connect the wires: According bellow wiring diagrams to connect the led tube.
- 4). Make sure everything is correctly, and than turn on the power, the led tube will light.



Packing:



Job reference photos:

